

# Integrated Climate Strategy 2030

Resilient, Protected, Sustainable

**Draft 22 November 2023**



# Acknowledgement of Country

The City of Adelaide acknowledges that we are located on the traditional Country of the Kaurna people of the Adelaide Plains and pays respect to Elders past, present and emerging.

We recognise and respect their cultural heritage, beliefs and relationship with the land. We also extend that respect to visitors of other Aboriginal Language Groups and other First Nations.



# Contents

Acknowledgement of Country	2
Contents	3
From the Lord Mayor	4
Introduction	5
Our Policy	6
Our goals and priorities	7
Goal 1. A climate resilient city	8
Goal 2. A net zero city	14
Goal 3: A city where nature thrives	19
Goal 4: Transition to a decarbonised economy	22
Goal 5: A climate leading capital city council	25
<b>Climate Change Governance</b>	<b>29</b>

Front Cover Image: Sunset from the rooftop of M Suites Hotel in North Adelaide – featuring strong energy efficiency principles in the building design, air conditioning system and rooftop solar.

# From the Lord Mayor

Climate change has been unremitting, irrevocable, and constant not just in the City of Adelaide, but for communities across the globe.

Cities have a crucial role to play – both as significant contributors to climate change and as the places where most people choose to live.

While extreme heat and weather events may have altered our environments, our perception of what is happening has also changed.

We now know demolishing buildings risks wasting embedded energy and valuable resources.

We understand unless we plant more trees, and increasing canopy cover, our city will get hotter.

We know that unless we invest in cooling infrastructure now, our city will cease to function well when days are much hotter.

Adelaide is audacious in its ambition to become a leader in transitioning to a low carbon economy, and now is the time to fast-track those goals.

That's why the City of Adelaide is taking a leadership position in addressing climate change and resilience, including through carbon neutral certification of our operations since 2020.

We are focused on what we can do now to continue driving down our carbon footprint and adapting our assets and services to climate impacts.

We are ramping up our action to strive for net zero emissions by 2035, and a 50% reduction in 2020 greenhouse gas levels by 2030.

Our Council is working to maintain and enhance our natural ecosystems and move to a circular economy. As a world-class city, there is ample opportunity in accelerating the transition to a low carbon, green and electrified city.



Climate change is an issue that affects us all and we must all play our part in its solutions. The onus is on us to play our part the solutions to support communities into the future.

We don't want to let our children and grandchildren look back on this era and think we could have done it better.

A handwritten signature in blue ink, which appears to read 'Jane Lomax-Smith'. The signature is fluid and cursive.

**Dr Jane Lomax-Smith**  
Lord Mayor

# Introduction

The City of Adelaide has developed this Integrated Climate Strategy to set our vision for a resilient, protected and sustainable city where people can live, work, study and play and adapt to changes in the climate that bring social and economic opportunity and disruption.

Our city will be one where our communities are interconnected, prepared and resilient in the face of changing conditions and extreme weather.

People will be able to move to, from, and around the city safely, comfortably, and sustainably as the city streets are kept cool with trees and plants and shaded against the summer sun.

Wetlands, biodiversity and ecosystems are enhanced, protected and thriving as the natural lifeline of the city and important assets to offset heat impacts.

The diversion of material from landfill into recycling, composting, and circular economy alternatives will continue to grow.

The Strategy is driven by a bold ambition to make a step change towards a decarbonised city.

The world requires emissions to be reduced drastically to avoid the worst impacts of climate change. For most, this means halving emissions by 2030 and zero emissions by 2050.

City of Adelaide has taken action to address climate change since 2015, when it set itself the aim to be one of the world's first carbon neutral cities.

Nations, cities and states need to adopt stronger targets for absolute emissions reduction.

City of Adelaide is updating its baseline year from 2007 to 2020 and bringing forward the target for 'net zero' from 2050 to 2035. The Strategy is our plan to achieve this target to:

**Halve our climate impact by 2030 and make it nil by 2035.**

City of Adelaide achieved a 5% emission reduction from 2020 to 2022. Our new target requires 50% emission reduction from 2020 levels by 2030.

City of Adelaide acknowledges that an increase in global temperatures is already locked in and there is

a need to build resilience, adapt and show leadership.

The Strategy focuses Council's effort on the priorities and scale of action required by the community and through the City of Adelaide's own operations across five goals:

**Goal 1: A climate resilient city** – we adapt to our climate by understanding risks, preparing our infrastructure and assets to withstand change, and ensuring our community is prepared.

**Goal 2: A net zero city** – we play our part in global efforts to halt climate change.

**Goal 3: A city where nature thrives** – our natural ecosystems are protected and enhanced in a changing climate.

**Goal 4: Transition to a decarbonised city** – the economy transitions to become low carbon and circular.

**Goal 5: A climate leading capital city** – we accept the challenge as one of the world's leading cities in addressing climate change.

Our Strategy will be delivered in partnership with other levels of government, business and community organisations. We will prioritise action and investment in physical infrastructure, community development, natural assets, and economic sustainability.

We will listen deeply and learn from Kaurna people who have cared for Country for thousands of years to learn from their spiritual and cultural knowledge and connection with the landscape.

The Strategy is informed by detailed assessment of climate change risk, modelling of future climate scenarios and clear pathways to drive carbon emission reduction.

By working together, our city will be resilient, protected and sustainable.

# Our Policy

Climate change has far-reaching risks for the environment, economy, communities and our lifestyles.

City of Adelaide supports meaningful and immediate climate action to reduce emissions and address the impacts of climate change risk such that:

1. Adelaide is a city where government, non-government, communities, industry and research institutions coordinate action to adapt, respond to and mitigate climate change to ensure it is climate ready.
2. Climate change risk governance and management frameworks are essential to understand and manage impacts on Council business, assets, infrastructure and service provision.
3. Proactive action to reduce energy use, grow renewable and low carbon energy sources, and continuous reduction of greenhouse gas emissions is necessary to transition Council operations to net zero emissions.
4. Access to data, public reporting and disclosure of emissions for the community and Council operations builds confidence in the climate-related ambition, performance and leadership of City of Adelaide.  
\*
5. City of Adelaide supports the transition to electric vehicles and decarbonisation of the transport system and acknowledges that this requires appropriate electric vehicle, cycling and walking infrastructure, and zero emission public transport.

\*Paragraph Deleted

Council's role will be to:

**Lead.** We will set science-based targets in line with international climate science, trial innovative and emerging systems, products and technologies for climate mitigation and adaptation, and showcase leading climate-related initiatives.

**Deliver.** We will procure and provide services that contribute to reducing community emissions or fund other organisations to deliver relevant services as appropriate; and take action to minimise the risks of climate change to Council services, assets, infrastructure, natural resources and biodiversity.

**Facilitate.** We will facilitate community-led climate action by connecting interested parties; raising awareness of climate-related information and initiatives; and incentivising action.

**Advocate.** We will advocate for relevant climate targets, investment and programs to be established at State and Federal level and recognition of the impacts of embodied carbon.

# Our goals and priorities

Goal 1. A climate resilient city	Goal 2. A net zero city	Goal 3. A city where nature thrives	Goal 4. Transition to a decarbonised economy	Goal 5. A climate leading capital city council
<b>Priority:</b> A cool city with no urban heat island effect	<b>Priority:</b> All homes and businesses will be electrified and powered by renewables	<b>Priority:</b> Caring for Country in partnership with Kurna Miyurna	<b>Priority:</b> Growth in circular economy industries in the city	<b>Priority:</b> Reduce City of Adelaide's operational carbon emissions by 75% from 2020 to 2030 and achieve absolute zero emission by 2035
<b>Priority:</b> Greening supported by sustainable water resources	<b>Priority:</b> Public EV charging infrastructure is available for all users, including micro-mobility, catalysing the uptake of EVs in Adelaide	<b>Priority:</b> Biodiversity, native grasslands and woodlands are protected and enhanced	<b>Priority:</b> Procurement decisions that localise supply, prioritise reuse and drive green industries	<b>Priority:</b> Transitioning our corporate fleet to zero emissions
<b>Priority:</b> Homes and businesses are protected from climate hazards	<b>Priority:</b> Triple the number of city workers who cycle to work, and double the number of local residents who walk to work	<b>Priority:</b> Karrawirra Pari, waterways, Adelaide Park Lands and Squares act as arteries connecting our native species	<b>Priority:</b> Zero avoidable kerbside waste to landfill ('zero waste') by 2035	<b>Priority:</b> Climate change and sustainability are integrated into how we do business



Image: Clean wood waste for recycling into woodchip mulch at Jeffries Transfer Station

# Goal 1. A climate resilient city

**We will adapt to our climate by understanding risks, preparing our infrastructure and assets to withstand change, and ensuring our community is prepared.**

94% impervious surfaces in the city

6,300 kilolitres per year of irrigation water for greening and the Adelaide Park Lands

5,259 megalitres total flow of stormwater discharged from properties and streets which could be harvested

1,243 megalitres of water used by City of Adelaide

The science is certain. Global temperatures, climate systems and seasonal weather patterns are changing. The rate of change and extent of impacts is directly linked to human activities from the past, present and future.

Climate change is impacting all aspects of life in Australia, from the way our community functions, through to our economy and environment. Without a coordinated global response, conditions will become more challenging as greenhouse gases continue to increase in the atmosphere over the coming century.

The outlook for Adelaide is a hotter, drier climate with increasing frequency and intensity of extreme events such as heatwaves and floods. To remain a liveable and prosperous community we need to adapt, prepare and develop resilience to a changing climate.

**76% of the City of Adelaide's operational climate risks relate to increasing temperatures, reduced rainfall and flooding.**

The impact of a changing climate have already been felt in Adelaide. In September 2016 major storms brought damaging winds and flooding which disrupted power supply for 24 hours.

Extreme heat across the city and damaging bushfires in the peri-urban areas during the 2019 summer directly impacted health and wellbeing across the community and resulted in direct impacts on city businesses.

We're adapting to the increasing heat by:

- Planting trees – canopy in public spaces has increased by 6.3% in the last 7 years.
- Developing an Urban Greening Strategy to grow **more** tree canopy where it is most needed.
- **Using green infrastructure such as water sensitive urban design and shading in our street designs.**
- Auditing community buildings and assets to optimise cooling options.

We're adapting to reduced rainfall by:

- Efficiently watering open spaces with climate controlled irrigation networks.
- Investing in a diversity of water resources such as recycled wastewater, harvested stormwater and roadside rainfall runoff.
- Strategically planning water resources for the Adelaide Park Lands so we can continue to sustain our natural assets.
- Investing in infrastructure that delivers climate independent water sources to reduce reliance on drinking water.

We're adapting to increased rainfall intensity by:

- Surveying and modelling stormwater networks and planning a flood resilient system for the future.

We're assisting community climate resilience by:

- Providing information about climate ready homes and other environmental sustainability topics.
- Providing a Sustainability Incentives Scheme which has invested over \$1.5 million to support over 700 community projects since 2015, including nearly 400 solar installations.



## Key resilience challenges

Adelaide's climate is characterised by hot summers, with prolonged heatwaves a common feature. High temperatures in urban areas can have significant impacts on the liveability of a city, and on the health and wellbeing of its people.

Our communities face these challenges unequally and Council is also focused on increasing social and affordable housing, and removing homelessness through our Housing Strategy, Investing in Our Housing Future, and Homelessness Strategy, Everybody's Business.

### Extreme Heat

Extreme heat has implications for health, the environment and liveability of the city, particularly as the number of days over 40°C in Adelaide is expected to double by 2030.

In January 2019, Adelaide was named the 'hottest city on the planet' as temperatures in the CBD soared to 47.7°C. We have experienced prolonged heatwave conditions, with 2009 recording a 10% higher mortality rate than normal during a 13 day heatwave event.

Climate patterns such as El Nino will exacerbate heatwaves in both intensity and duration, with observations in Adelaide already indicating a five-fold increase in days over 40°C since 2012.

Overnight (diurnal) temperatures during heatwave events are expected to be higher, meaning cooler evenings will not provide respite.

### Urban Heat

In the City of Adelaide, temperatures in the built-up areas can be as much as 8°C hotter than in the surrounding Adelaide Park Lands (Guan et al., 2013).

The difference in temperature is caused by heat captured in roads, footpaths and buildings, and heat emitted from sources such as vehicles and air-conditioning units. This is known as the urban heat island (UHI) effect.

The western and northern areas of the CBD are the hottest parts of the city. This corresponds with greater amounts of hard surfaces, lower levels of vegetation and vehicle traffic.

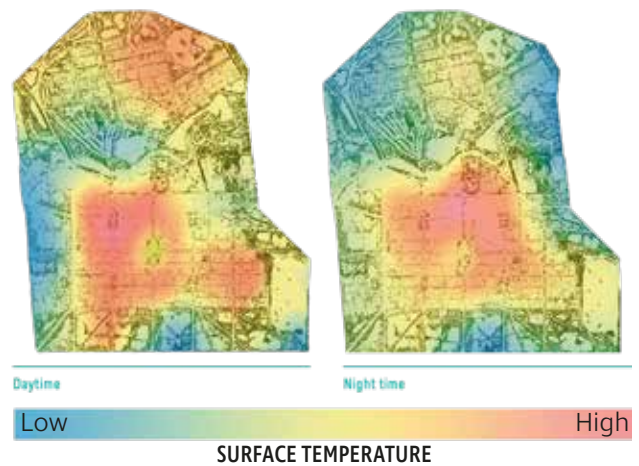


Figure 1. UHI effect shown as the variation in mean daily maximum and minimum temperatures during the day and night (Neto Duarte et al., 2016).

High temperatures have been shown to reduce social and recreational activity in the city, particularly where there is an absence of urban greening (Sharifi, 2016). This reduction in activity during heatwaves has a direct impact on business and economic activity.

### Water Security

Water resources will be impacted by hotter and drier conditions and prolonged drought conditions. The Mount Lofty and River Murray watersheds are at risk of not meeting urban drinking water demands and new and more sustainable water resources need to be created, storing water in times of high rainfall and having multiple sources during drought.

More than 70% of water in the City of Adelaide is used on the Adelaide Park Lands and open spaces. Much of this is sourced from the Glenelg Adelaide Recycled Wastewater Scheme (GARWS) operated by SA Water. In years of low rainfall, Adelaide's potable water is sourced from desalinated water. Both resources are climate independent, but also energy intensive and higher in salinity than natural rainfall.

### Assets and Infrastructure

City of Adelaide has an infrastructure and asset portfolio worth \$2 billion that provide a variety of services to the community and the State as the capital city. The portfolio includes urban elements such as roads, bridges, footpaths, kerbs and drainage.

Increasing heat and intense rainfall will **increase localised flooding**, reduce the useful life of assets, and given the long-term design life of many of these assets, they can be particularly vulnerable to climate change impacts.

## Climate Justice

Climate change will disproportionately affect vulnerable people in our community as multiple factors such as chronic health conditions, low quality housing, housing insecurity, and fewer resources afford less ability to adapt to impacts.

We will prioritise programs, activities, and actions for people and communities most impacted and least able to adapt.

## Homelessness

People sleeping rough are especially vulnerable to shocks, such as extreme weather events including heat stress, rain and flooding, and the Covid-19 pandemic. City of Adelaide acknowledges the impacts of climate change on people experiencing homelessness and will ensure our responses reflect climate justice principles related to representation, inclusion, and protection.

We will focus on solutions to homelessness through our Draft Homelessness Strategy: Everyone's Business.

## Housing

Housing is a significant contributor to global warming through energy use, building materials and waste. With all levels of government working to increase housing supply, all new housing developments should consider embodied carbon, sustainability, and sufficiency principles.

We will explore innovation in housing design, adaptive reuse of existing buildings, sustainability, and housing models which improve affordability through cost of living.

We will invest in our housing future through our Draft Housing Strategy.

## Air Quality and Health

Climate change is predicted to increase pollution and decrease air quality with serious implications for human health, such as lung and heart diseases. Less rain and hotter temperatures will exacerbate this, allowing pollutants to stay in the air for longer. Bushfires, drier conditions and extreme weather will increase our exposure to particulates in the air.

## Case Study – Urban Heat & City Activity

Research from the CRC for Low Carbon Living: Urban Microclimates Project investigated the impacts of urban heat on human thermal comfort and activity levels in Adelaide.

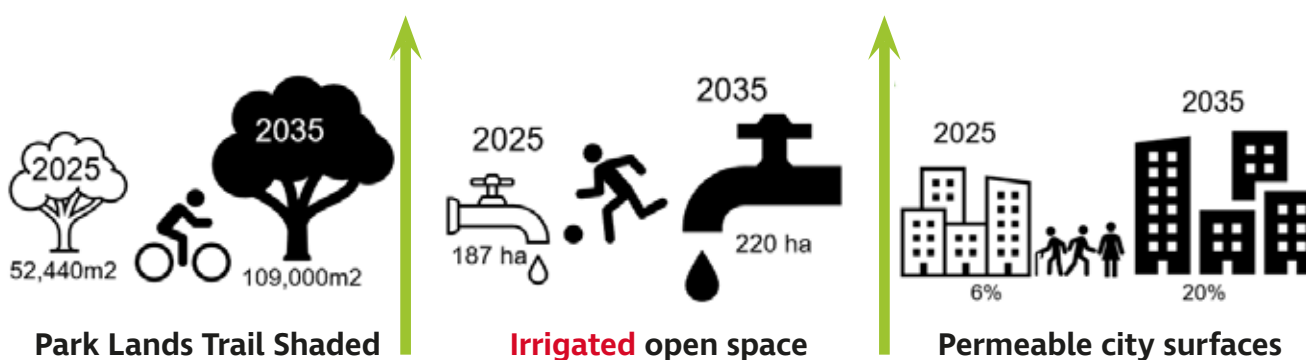
The research examined the impact of heat on three categories of activity – 'necessary', 'optional' and 'social'. Necessary activities were unavoidable everyday activities such as travelling to school or work. Optional activities related to activities such as eating, sitting and site seeing – Optional and social activities are critical to the life and vibrancy of the city.

The research found that optional activities are more sensitive to the impacts of urban heat and start to decrease after the temperature reaches 28–32°C. Activities in public spaces with more urban greenery show higher resilience to heat stress.

The research is clear – providing urban greening is key to the vibrancy and life of the city, and failure to reduce urban heat will have economic and social consequences.

## Priorities for a climate resilient city

PRIORITIES	SCALE OF ACTION REQUIRED		INTEGRATED BENEFITS
	Where we are	What is needed	
1 A cool city with no urban heat island effect	Temperatures in the built-up areas can be as much as 8°C hotter than in the Adelaide Park Lands	Reduce the temperature of road, <b>footpath and pavement</b> surfaces by more than 9°C compared to existing bitumen surfaces in full sun	Net Zero City Nature Thrives Circular Economy Climate Leader
2 Greening supported by sustainable water resources	52,440m <sup>2</sup> of Adelaide Park Lands Trail is shaded by tree canopy	109,000m <sup>2</sup> of Adelaide Park Land Trail to be covered by continuous tree canopy	
	33% canopy cover in streets and parks	40% canopy cover by 2035	
	117 average annual net increase in street trees between 2015 and 2022	Net increase of 485 street trees every year until 2035	
	1.5% of street trees have WSUD passive watering	40% of street trees (5,143) have WSUD passive watering by 2030 and 60% by 2035	
	6.1% of the built city area is permeable	Double the permeability in the built city areas	
	Increase the area of stormwater micro-catchments directed to gardens from 19.037 hectares (2.3%)	20% of city stormwater drainage catchment is directed to WSUD green assets (159 ha)	
3 Homes and businesses are protected from climate hazards	163 hectares of the Adelaide Park Lands is irrigated, with 60% of water sourced from sustainable supplies	220 hectares of the Adelaide Park Lands are irrigated, and sustainable water increases to 95% for outdoor use	
	20% AEP and 10% AEP minor drainage service level	Upgrade existing stormwater infrastructure to meet future climate scenarios for rainfall intensity	Net Zero City Nature Thrives Climate Leader
40% of Infrastructure Assets are rated as High for 2030 climate risk	2030 Climate Risk ratings for Infrastructure Longevity is Medium or Low		



## **Priority: A cool city with no urban heat island effect**

Keeping the city cooler will require more shade, less hard, dark surfaces and higher soil moisture. This can be achieved through well-designed buildings, fewer and narrower roads and hard surfaces, and light-coloured, natural and permeable pavements.

The Adelaide Park Lands provide a critical cool refuge with large, irrigated spaces, open watercourses and broad trees that provide shade and respite. We will design these spaces to be useable in hotter months.

City of Adelaide's heat mapping tells us that the afternoon sea breeze in summer is useful for cooling Adelaide's CBD and that urban development should intentionally be designed to harness this airflow.

We will shade and cool areas where people move around and use the city, such as footpaths, outdoor dining, events, sports, main streets and retail destinations.

Using our heating mapping we know where hot spots are located throughout the city and will target these areas for cooling.

**We will look for opportunities to narrow roads, reduce through traffic, implement traffic calming measures that contribute to greening and cooling.**

**We will work with the Environment Protection Authority to understand and improve air quality in the city.**

**We will investigate a temperature sensor network to help monitor air temperature and inform planning decisions.**

### **What has been done**

In 2020, City of Adelaide together with Climate KIC, assessed the performance of three different road surface products to reduce heat from dark bitumen roads.

This project was the first in Australia to capture the day time and night time surface temperatures for new road sealant products.

The results showed varying success of between a 2.9°C and 8.7°C difference in reduced surface temperature.

Widespread use of the most effective product could generate a 1°C temperature drop at a city scale,

equivalent to having 33% of Adelaide roads covered by shade from tree canopy (currently 27% in 2022).

## **Priority: Tree canopy and greening supported by sustainable water resources**

Over the last seven years the City of Adelaide's tree canopy has grown. The largest increase in canopy has occurred in the Adelaide Park Lands with an additional 3,018 trees with three successive high rainfall years (La Nina) boosting tree health and growing conditions.

This contrasts with city streets and public spaces where space is highly contested above and below ground.

Whilst tree canopy cover along roads and streets has grown, streets and public spaces need to perform better as the city's economy and population grow.

We will make space for more urban trees and make standard water sensitive urban design (WSUD) in our streets to harness stormwater runoff and direct it to raingardens, permeable areas and soakage inlets.

### **What has been done**

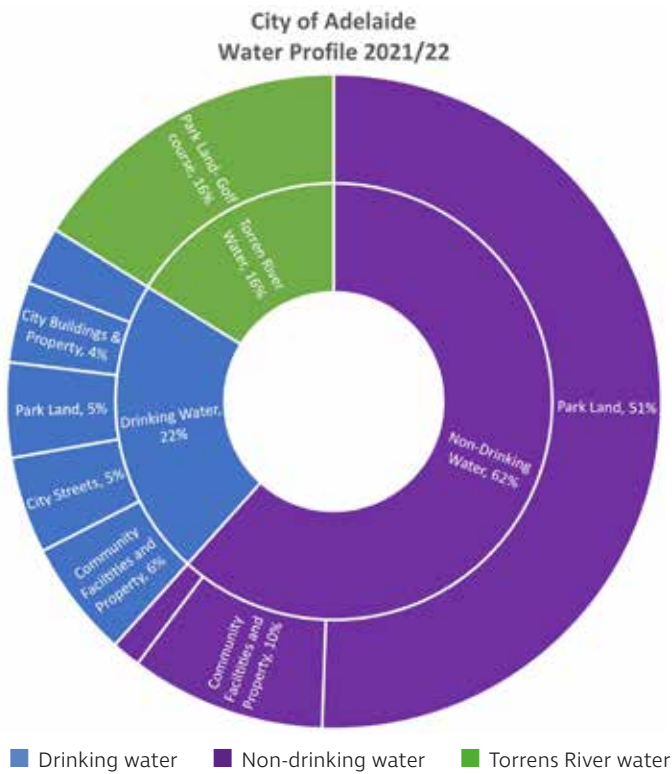
Using LiDAR and aerial photography, City of Adelaide's tree canopy (above 1m) was spatially mapped in 2015 and 2022.

The mapping provides an evidence based assessment of tree canopy change and will be used to identify opportunities to increase tree canopy:

- City wide tree canopy has increased from 21.7% to 27.6% from 2015 to 2022.
- 18% of all tree canopy is located along roads and streets.
- 27 streets that had no tree in 2015, now have at least one tree in 2022.

City of Adelaide has been actively monitoring its water consumption for more than 20 years (Figure 2) and has an expansive network of recycled water, that provides more than 700 megalitres of treated wastewater each year to the Adelaide Park Lands, Whitmore, Victoria and Light Squares and the entrance to the Royal Adelaide Hospital.

Figure 2 – City of Adelaide Water Profile 2021/22



We will continue to invest in a citywide network of sustainable water infrastructure through partnerships and co-funded projects.

We will continue to automate irrigation systems and install real-time smart water meters to monitor consumption at public facilities.

We will install a recycled water standpipe at the Council Nursery to provide a sustainable water supply for streetscape watering.

**Priority: Homes and businesses are protected from climate hazards**

Drainage networks constructed to mitigate rainwater inundation of homes and properties more than 100 years ago are no longer providing the same level of protection.

This is due to changes in the urban environment, less permeable surfaces and connection of new stormwater networks to receiving watercourses. Stormwater infrastructure needs to contend with increased rainfall intensity and short duration events which may overwhelm existing pipes and channels quickly, causing flooding.

We will undertake comprehensive stormwater management planning across the City of Adelaide’s catchments, in partnership with the State Government, to ensure the stormwater network is planned to meet the needs of the community under climate scenarios.

We will increase the resilience of City of Adelaide’s infrastructures assets through detailed planning for climate change, new design requirements and investment.

Image: Uniting Church Netball Association Club Rooms receiving a ‘cool roof’ treatment in Adelaide’s Josie Agius Park/Wikaparntu Wirra (Park 22)



# Goal 2. A net zero city

## We play our part in global efforts to halt climate change

39% community carbon emissions from energy use in 2022

45% community carbon emissions from transport in 2022

11% community carbon emissions from refrigerants in 2022

5% community carbon emissions from waste in 2022

Climate change is the largest crisis facing the world and we need all hands on deck to prevent the worst of its impacts.

While we work to address the impacts already being felt by climate change, there's still a major task ahead of us to slow it down – that starts with understanding what our impacts are.

City of Adelaide calculates greenhouse gas emissions generated by its community in a carbon inventory, which is prepared in accordance with the Greenhouse Gas Protocol for Community Scale Greenhouse Gas Emissions inventories (GPC) and shared publicly.

Between 2007 and 2022 our residential population grew by 41% and Gross Regional Product increased by 58 per cent. An important global goal is 'decoupling' economic growth from the use of fossil fuels that drives climate change.

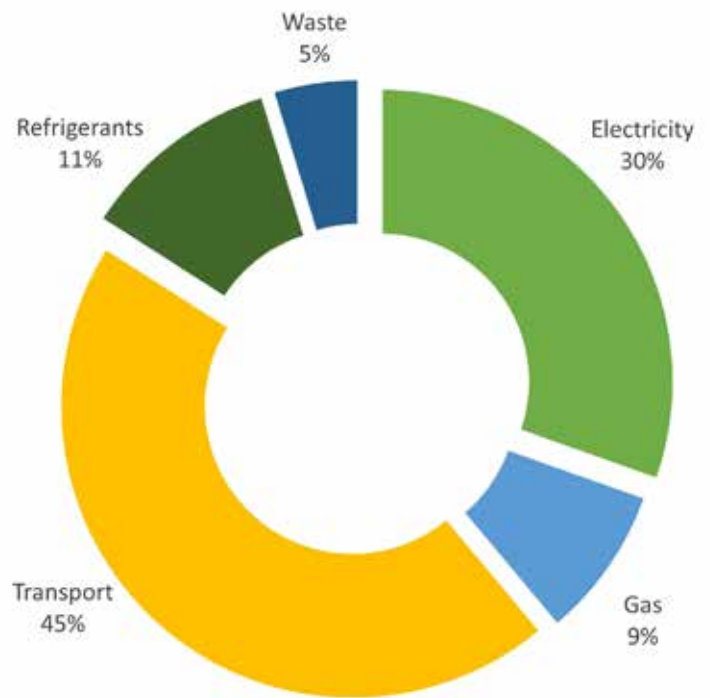
Following great gains in the first decade of the century, City of Adelaide set an aspirational target of a 35% reduction of our community emissions from 2006 by 2020 – the community achieved a 26% decrease by 2022.

By mid 2022:

- Emissions from electricity had **decreased by 62%** – primarily due to the State's rapid and world-leading transition to renewable electricity.
- Emissions from gas **increased by 10%**.
- Emissions from transport **increased by 64%**, including flights originating from or visiting the city.
- Waste emissions made up about 5% and refrigerants (from air conditioners and refrigerators) made up 11% of the total.

In 2022, community carbon emissions comprised of energy use (39%), transport (45%), refrigerants (11%) and waste (5%).

Figure 2. Community emission 2021/22



Building energy comprised 39% of City of Adelaide's community carbon emissions. Commercial buildings and apartments made up around 91% of this energy. Emissions from electricity are dropping fast – 62% since 2007 – while gas remains steady.

The biggest areas of influence for the next 10 years will be in the transition from gas to electric in buildings, and support for electric and low carbon vehicles.

## Our achievements to now



### More than 15MW

of solar capacity installed in the city and North Adelaide, quadrupled since 2016



### 65 % renewable electricity

in the South Australian grid



### Over 54

public electric vehicle chargers installed since 2017, the amount of electricity dispatched increased 10-fold to 2023



### Over 220

Carbon Neutral Adelaide partners



### Over 700 projects

supported by \$1.5 million in incentives for sustainability provided by the Council



### 50 small businesses

received free energy efficiency audits in 2021



### 23 small businesses

received over \$81,000 towards efficiency upgrades



### First organic waste separation

trial for outdoor spaces in Adelaide's Rundle Mall

## Priorities for a net zero city

PRIORITIES	SCALE OF ACTION REQUIRED		INTEGRATED BENEFITS
	Where we are	What is needed	
4 All homes and businesses will be electrified and powered by renewables	Between 10 and 20 homes and businesses electrified with Council support per year	500 homes and businesses electrified each year, and all-electric new buildings	Net Zero City Nature Thrives Climate Leader
	Over 90 solar installations in 2022–23, 20 with Council support	300 new solar installations each year	
5 Public EV charging infrastructure is available for all users, including micro-mobility, catalysing the uptake of EVs in Adelaide	City of Adelaide first installed publicly available EV charging infrastructure in 2017, to demonstrate and provide leadership to the emerging EV industry and users, with 54 installed across our UPark businesses and on-street in 2022	Install an additional 100 public EV and bicycle chargers between 2022–2025 in collaboration with partners	
6 Triple the number of city workers who cycle to work, and double the number of local residents who walk to work	2.6% of city workers cycling to work (around 3,400 individuals)	10% of city workers choose to cycle to work, at least 10,000 extra people per day	
	24% of local residents walking to work (around 3,000 individuals)	48% of local residents choosing to walk to work, at least 6,000 extra people per day	

## **Priority: All homes and businesses will be electrified and powered by renewable energy**

South Australia has a world leading renewable energy grid and regularly experiences days and weeks where the State's electricity needs are met entirely with wind and solar. The State Government has committed to a fully decarbonised grid by 2030 and is likely to beat this deadline.

City of Adelaide seeks to make the most of this world-leading grid through electrification, converting all energy sources to electricity.

Once the city's electricity is 100% renewable, this alone will result in a 35% reduction in the community's carbon emissions from 2020. If all city buildings are electrified, this will increase to a 44% drop in carbon emissions.

Our award-winning Sustainability Incentives Scheme provides rebates to support our community to make this transition, such as replacing gas appliances with electric, undertaking home energy assessments and solar installations.

In 2024 we will embark on an electrification program to support harder-to-electrify strata residential and commercial buildings to transition.

While the fit-out choice of new buildings is not under direct Council control, we support all new houses in the city being all-electric from 2025.

We will continue to investigate the use of community batteries and energy projects that capitalise on our green grid and support more affordable electricity, grid stability, and equitable sharing of renewable resources.

### **What has been done**

88 O'Connell Street is being developed as a mixed use of apartments, commercial and retail, with sustainability principles at the forefront.

Residents will benefit from highly efficient, all-electric apartments with the most up-to-date kitchen appliances, air conditioning, centralised HVAC system for reuse of heat within the building, and electric vehicle chargers. The apartment designs are targeting a rating of 7 stars under the National House Energy Rating Scheme (NatHERS), one star higher than the minimum standards at the time of building, and 15% better performing than the construction code requirements.

<sup>1</sup> Australian Electric Vehicle Market Study (ARENA and Energeia, 2018)

The building provides shading treatments, double glazing and light-coloured external finishes to block and reflect heat, together with green landscaping.

## **Priority: Public EV charging infrastructure is available for all users catalysing the uptake of EVs, including micro-mobility, in Adelaide**

Car vehicle ownership in the City of Adelaide indicates strong transition to low emissions vehicles. To support this uptake, we will develop the city's EV charging network to contribute to an overall sustainable transport system that maintains the city as an attractive place to live and work, and as an exciting destination for a range of visitors.

City of Adelaide's role will be to use its influence and market power to strike a balance between market demand for accessible EV charging infrastructure and broader integrated transport and city outcomes.

The most recent amendments to the National Construction Code (NCC) in Australia stipulate that starting from October 2024, 100% of car parking spaces in new apartment buildings must be EV-Ready along with 10% of office car parking and 20% of other commercial parking spaces.

We will work with developers and the development industry to support information provision and guidance for EV infrastructure.

For Adelaide, accelerating the shift to electric vehicles offers an opportunity for both improving local air quality and reducing noise and carbon emissions. This transition will be supported by City of Adelaide guiding the installation of new public electric vehicle chargers according to usage type.

City of Adelaide has a high population density compared to other parts of the metropolitan area – as well as high job density. These factors create demand for EV charging beyond what can be provided in private residences.

An accelerated EV uptake trajectory<sup>1</sup> would mean 25% of vehicles owned in 2030 and 100% in 2050 are electric, compared to 5% in 2030 and 75% in 2050 predicted with no government intervention.

Public charging solutions will be required to maintain the City of Adelaide as a preferred destination for visitors, as existing building stock is upgraded over time to support EVs.



City of Adelaide’s EV transition roadmap comprises seven key actions:

1. **Lead on-street charging trials in residential areas with limited private off-street charging and constrained charging options through partnerships.**
2. **Facilitate the deployment of EV charging infrastructure within the City of Adelaide by establishing a clear framework for the roll-out of EV chargers at strategic locations.**
3. **Enable on-street EV chargers in select locations which support the transition to EVs and minimise impacts on public realm.**
4. Partner with industry for the provision of destination charging within U-Park facilities.
5. Work with residential strata corporations to remove the barriers of installing EV charging infrastructure within multi-unit dwellings constructed prior to October 2024.
6. Advocate to the State Government for a coordinated approach to on-route and hub EV charging networks that considers the aspirations of the City of Adelaide for our community, environment, economy and places.
7. Advocate to the State Government for inclusion of EV charging provisions in legislation and statutory documents such as the Planning and Design Code and that pertain to EV parking for charging.

A carbon neutral UPark service is being developed to reduce carbon impact while electric vehicle price parity and a second-hand market is developing.

We will continue to support residents and businesses to install electric vehicle chargers through the Sustainability Incentives Scheme.

## Investment Principles for EV Infrastructure

A net zero city	Aligns to sustainability objectives and powered by renewable energy
	Integrated with active transport infrastructure
Fosters attractive and competitive destinations	Aligned to key destinations
	Facilitates a range of visitor types and supports businesses, events, and visitations
User-Oriented, convenient and consistent	Interoperable, allowing charging for various vehicle types
	Reliable and minimises network downtime and disruption
	Conveniently located to support city users
Future-ready and innovative	Seeks to leverage new technologies and digital technology for management
	Seeks opportunities for pilots and trials
Fair and equitable	Meets the needs of all city users, including residents
	Equitable provision for residents and to support businesses
Leverages partnerships and collaboration	Active across advocacy, education, partnership and provision
	Delivered in partnerships with the private sector where appropriate
	EV owners have access to information on latest trends and opportunities

**Priority: Triple the number of city workers cycling to work, and double the number of local residents walking to work.**

Transport emissions account for around 45% of the community’s carbon footprint. Movement of people to and around the city is essential for economic activity and vibrancy, and the City of Adelaide seeks to realise opportunities for low carbon, safe and equitable options for all.

Around the world, cities are being re-envisioned to create healthier streets that enable more people to walk, wheel, cycle, scoot or use public transport. Increasing the range and uptake of low carbon transport options in the city is essential to meeting ambitious carbon targets, community expectations and creating a liveable neighbourhoods.

For commuting into the city, over 43% of people use a car, equivalent to over 56,000 people. Around one quarter of those trips are coming from areas that

could be cycled in less than a 30-minute one-way trip. The average travel distance to the CBD is relatively short, at just over 13km compared to more than 18km for Sydney and Melbourne, 17km for Brisbane and 16km for Perth.

The Strategy seeks to create step change to dramatically increase walking, wheeling and cycling uptake by:

- Creating calmer, more pleasant and shady streets
- Creating a network of protected cycle lanes and intersections
- Increasing priority at intersections for pedestrian and cyclists.

We will develop an Integrated Transport Strategy to address movement, climate and community health and wellbeing by 2025.

*Image: Community engagement to support cycling to work, Spring 2023.*



# Goal 3: A city where nature thrives

## Natural ecosystems are protected and enhanced in a changing climate

One endangered ecological community*	Three threatened fauna species and one threatened flora species	183 indigenous plant species many of which are remnant to the Adelaide Plains	10 of the 33 native mammal species remain in the Adelaide Park Lands	1,300 megalitres of stormwater drains to local waterways per year
--------------------------------------	---	---	--	---

\*Based on 2017/18 Flora and Fauna Surveys of the Adelaide Park Lands

The Adelaide Park Lands are a unique part of the City of Adelaide's character and culture. They receive approximately 10 million visits a year, for a wide variety of purposes. Their landscapes are highly variable and include open woodlands and grasslands, creeks, wetlands, a river, sporting fields, event spaces, curated gardens, playgrounds, roads and paths.

Embedded within these landscapes are areas of remnant native vegetation, mainly in the form of open grassy woodland and grasslands. These areas attract and host hundreds of species of associated wildlife, including some with conservation significance.

Karrawirri Pari/River Torrens is a significant ecosystem in the city winding through the Adelaide Park Lands on route from the Mt Lofty Ranges to Gulf St Vincent.

City of Adelaide has been protecting and enhancing biodiversity in the Adelaide Park Lands for many years, with the support of partners and the community.

This Strategy confirms our commitment to biodiversity conservation at the ecosystem, species, and genetic level, and sets new directions for management.

**Adelaide is a city for nature, unrivalled by any other Australian capital city. We will protect and enhance nature for nature's sake, through First Nations' perspectives and nature positive design.**

Nature-positive design focuses on the repair and regeneration of our species and ecosystems for nature's sake.



## Priorities for a city where nature thrives

PRIORITIES	SCALE OF ACTION REQUIRED		INTEGRATED BENEFITS
	Where we are	What is needed	
7 Caring for Country in partnership with Kurna Miyurna	Return of cultural fire to the Adelaide Park Lands with Kurna Kardla Parranthi (cultural burn)	In collaboration with Kurna, integrated, celebrated, and promoted 'Caring for Country' approaches	Resilience Climate Leader
8 Biodiversity, native grasslands and woodlands are protected and enhanced	Establish a comprehensive baseline of species, vegetation communities, and habitats to inform decision-making, guide management actions, and evaluate success	There is a net increase in biodiversity, habitats, and ecosystem health within the City of Adelaide by 2030	
9 Karrawirra Pari, waterways, Adelaide Park Lands and Squares act as arteries connecting our native species	Increase the stormwater catchment area diverted through large-scale treatment systems such as swales, basins and wetlands from 124.4 ha in 2020 (8%)	15% of urban stormwater catchment is directed to large-scale treatment systems	
	3.31 ha of aquatic and riparian flora and fauna in the River Torrens and urban water courses in 2022	Greater diversity of aquatic and terrestrial flora and fauna in the River Torrens and urban water courses	
	187 tonnes of stormwater (gross) pollutants captured and diverted to improve water quality in creeks and rivers in 2020	Reduce catchment-wide stormwater pollutant discharge loads by 856,922 kg/yr to meet SA Water Quality Targets	

### Priority: Caring for Country in partnership with Kurna Miyurna

Kurna Miyurna hold native title over a large portion of the Adelaide Plains, including the City of Adelaide. The health, diversity and abundance of the land is due to thousands of years of Kurna care. As a result, the ecosystems that were intact at the time of colonisation were carefully managed including the use of fire to clear and rejuvenate the land.

Many native species have adapted to rely on heat, flame or the chemicals in smoke to trigger seed germination. This practice has been halted since colonisation and seeds lay dormant in the soil.

We will work in partnership with Kurna Miyurna to return Caring for Country practices and principles to management of the Adelaide Park Lands.

We will investigate a Kurna interpretation program for the Pakapakanthi Wetlands.

### What has been done

In 2021, Kurna Kardla Parranthi (cultural burn) saw the return of cultural fire to the Adelaide Park Lands in Tuthangga (Park 17). An Adelaide Park Lands cultural fire management plan has also been prepared by Kurna people.

Implementation of this plan will begin to repair areas of native grassland and woodland. There are known opportunities associated with the cultural burn (e.g. site preparation, monitoring).

Increasing collaboration with Kurna Miyurna will provide cultural benefits for traditional owners and benefit our native ecosystems and local biodiversity by returning to the land practices that formed the landscape.

## **Priority: Biodiversity, native grasslands and woodlands are protected and enhanced**

Native grasslands and woodlands are a window into the natural and cultural history of the Adelaide Park Lands. They attract, provide habitat and host native species that have lineage that pre-date colonisation.

As climate change increases its impact, heat refuges will become increasingly important for wildlife and the ecological integrity of our natural systems will assist in protecting against extreme weather events.

City of Adelaide has identified six Key Biodiversity Areas in the Adelaide Park Lands. We will continue to manage these areas to improve their ecological integrity and identify ways to expand and identify new biodiversity areas.

Through seed collection and native plant germination, City of Adelaide is contributing to the protection of important native seed banks.

We are focused on a comprehensive survey of the biodiversity of the Adelaide Park Lands to provide an evidenced base for our effort.

**From the biodiversity survey, we will develop comprehensive mapping of our biodiversity and implement monitoring programs to quantify changes in biodiversity and ecosystem health due to large scale factors, such as climate change.**

We will continue to work with communities and not-for-profit organisations to ensure the integrity of the city's biodiversity. We will strengthen our relationship to research institutions and the Adelaide Botanic Gardens in our quest to be native positive.

## **Priority: Karrawirra Pari, waterways, Adelaide Park Lands and Squares act as arteries connecting our native species**

Water has always influenced the culture and creation of Adelaide. Karrawirra Pari is of continuing importance to the Kurna people, for its association with food, hunting, resources and the Red Kangaroo Dreaming.

Other waterways that flow through the city include Park Lands Creek and Botanic Creek. These natural water courses have been augmented to drain rainfall runoff from urban areas, bringing with it pollutants. The waterways of the city are also impacted by stormwater discharging from upstream which requires active management of blue-green algae in the Torrens Lake, silting at Torrens Weir, woody weeds and pests such as carp.

City of Adelaide remains committed to slowing the flow of water, preventing pollutants, and enhancing aquatic and terrestrial biodiversity to restore highly valued areas of nature in our city.

We will restore aquatic biodiversity in Karrawirra Pari by establishing in-lake macrophyte zones to naturally filter stormwater and establish habitat for a diversity of riparian creatures.

We will renew Rymill Lake with integrated natural water management systems to sustain water quality.

We will rehabilitate watercourses such as Botanic Creek, Wirraninith Wetlands, Park Lands Creek with native vegetation and protect their natural flow regime by managing urban stormwater volumes.

Waterways act as movement corridors for biodiversity, increasing the resilience of native animals and the spread of seed, pollen and other genetic material.

We will identify connections between areas of biodiversity and along waterways and restore these areas to nature.



## **What has been done**

### **Wirranrinthi Wetlands**

In Kurna language Wirraninithi (pronounced Wirranindi) means 'being transformed into a green forested area'.

During the last twenty years Wirranrinthi has been improved by planting trees, shrubs and grasses like those that were here prior to European colonisation.

The site is now used for recreation and is an environmentally valuable area for biodiversity.

The Park is the location for key initiatives for connecting with Country including Kids on Country.

# Goal 4: Transition to a decarbonised economy

## The economy transitions to become low carbon and circular

Adelaide has over 10,000 multi-unit dwellings in 600 strata and community title buildings

75% of waste bin contents in multi-unit dwellings are unrecovered resources

Over half of multi-unit waste bins were full of green organics waste that could be diverted

Only half of the materials that kerbside residents generate are successfully diverted from landfill

Worldwide, total material extraction is on the rise and has almost doubled since 2000, reaching 100 billion tonnes today<sup>2</sup>.

The prevailing linear economic model, characterized by a 'take-make-dispose' approach, results in the squandering of valuable materials in landfills, all while we persist in depleting precious natural resources for new production.

The concept of a low carbon and circular economy addresses concerns regarding resource scarcity, environmental pollution, and the economic constraints tied to current patterns of production and consumption. It prolongs the lifespan of materials, diminishing the necessity for extracting fresh natural resources. It urges re-evaluation of our consumption patterns, prompting us to question the need for new purchases and explore alternatives such as reuse, repair, refurbishment, and participation in product-sharing services.

Transition to a low carbon and circular economy opens avenues for innovation, economic expansion, and job creation. This requires structural changes that go beyond recycling. It comprises of a new understanding that there is not waste but only resources that can be reused and modified.

City of Adelaide will be a catalyst for change to address embodied carbon and achieve more circularity by 2035. To make this a reality, we will involve broad stakeholders and the State Government to localise supply chains and prioritise reuse.



Images: Electronic Recycling Australia (ERA) facility in Mansfield Park where customer drop-off to the Reuse and Recycling Hubs is processed.



## Priorities for a transition to a decarbonised economy

PRIORITIES	SCALE OF ACTION REQUIRED		INTEGRATED BENEFITS
	Where we are	What is needed	
10 Growth in circular economy industries in the city	Establish baseline of existing circular economy industries including on its value and employment opportunities	Growth in circular economy industries in the city	Net Zero City Nature Thrives Climate Leader
11 Procurement decisions that localise supply, prioritise reuse and drive green industries	Establish baseline of common supply chains used by City of Adelaide and its community	Increase in sustainable supply chains commonly used by City of Adelaide and its community	
12 Zero avoidable kerbside waste to landfill ('zero waste') in 2035	50% landfill diversion rate from residential kerbside collections <sup>3</sup>	Divert 85% of residential kerbside collected waste from landfill	
	Food waste in landfill is over 30% by weight	Food waste in landfill is below 5% by weight	
	588 kilograms of waste generated per year per premise in 2022	Reduce waste generation by 15% per capita	
	21% of recycling bins from residential kerbside collections have some form of contamination	21% of recycling bins from residential kerbside collections have some form of contamination	

<sup>3</sup> Waste and recycling audit report from 2022

### Priority: Growth in circular economy industries in the city

City of Adelaide is unique, agile and ready for change. Our leading industries are well poised to capitalise on the economic benefits of a circular economy.

City of Adelaide will foster critical connections and support industry in this transition by leveraging the city's points of differentiation.

We will focus on six key areas:

- Food.** Reduce food waste generation and increase diversion of food waste from landfill.
- Fashion.** Boost the local economy through innovation in textile/fashion industry leading to retaining high quality resources in circulation and reducing impacts of fast fashion.
- Furniture.** Reduce the level of waste generated from discarded furniture, in particular from student accommodation and short-term rental accommodation.

- Fix-it (Repair).** Boost community resilience, reduce cost of living, keep materials in circulation through skill-share and repair.
- Fit-outs.** Support fit outs in city businesses to include circular economy and move higher up on the waste management hierarchy.
- Festivals.** Avoid waste generation, recover more resources, and boost circular economy in festivals and events.

### Priority: Procurement decisions that localise supply, prioritise reuse and drive green industries

To influence supply chains, City of Adelaide will review its procurement practices to select products that:

- Replace raw materials with low embodied carbon, sustainably produced, renewable and recycled content.
- Reduce carbon emissions and keep materials in circulation for longer and at their highest value.



Image: Event Recycling System at WOMAdeelaide

**Priority: Zero avoidable kerbside waste to landfill ('zero waste') in 2035**

City of Adelaide residents live in a range of houses including many people choosing to call medium or high-density premises, like row houses cottages or apartments, home.

Traditional 3-bin kerbside waste collection services are effective for some residents, but new models will be investigated to support multi-unit dwellings (MUDs) and higher density living.

Our focus in creating zero kerbside waste to landfill is removing food organics from the waste stream:

- **Food Organics** – change the frequency of collection of the food organics kerbside bin from fortnightly to weekly.
- **Research Partnership** – partner on a 3-year program of world-leading research to understand the behaviours that contribute to food waste.

- **Trials** – partner to deliver interventions that reduce food waste for residents, visitors, and businesses, with a focus on multi-unit dwellings, dining and hospitality.

City of Adelaide provides a kerbside service for eligible businesses. We will review these services to ensure equity and increase resource recovery.

**What has been done**

City of Adelaide in collaboration with Green Industries SA and the Adelaide Economic Development Agency introduced a three bin waste collection system in Rundle Mall in 2022 to support separation and recycling of food waste, compostable packaging, and bottles and cans.

The program was supported through a business incentive program, activations and events in the retail precinct.



# Goal 5: A climate leading capital city council

We accept the challenge as one of the world's leading cities in addressing climate change

25% operational emissions from gas use in buildings

17% operational emissions from transport choices for fleet and commuting

57% operational emissions from supply chain purchases

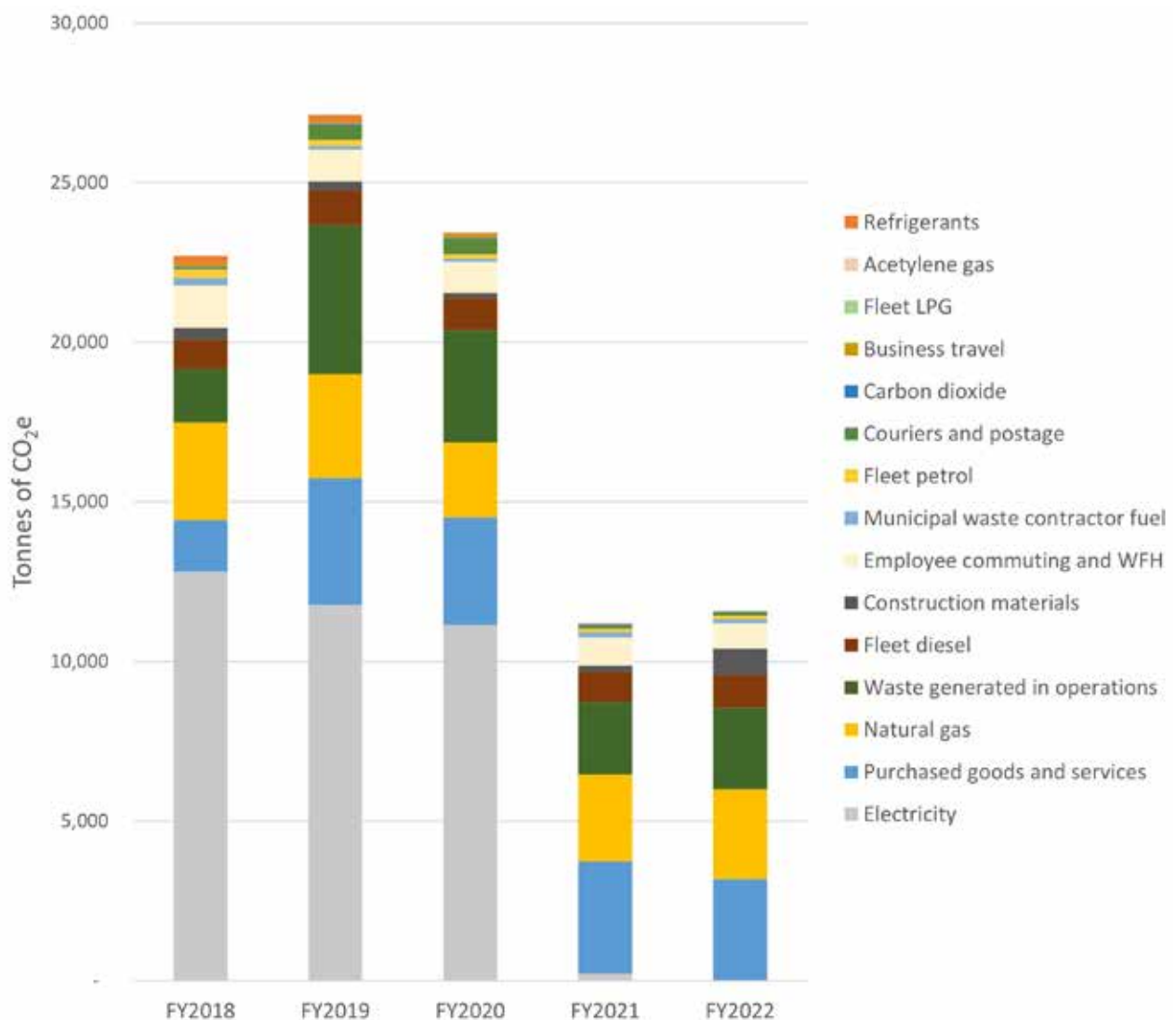
Our role in leading by doing cannot be underestimated. We aim to inspire others and share what we learn.

We have already achieved a 49% reduction in operational emissions, largely gained through moving to a 100% renewable electricity contract.

The remaining emissions will take concerted effort, as we explore new technologies and balance emission reductions with cost effectiveness and fit-for-purpose requirements.

We still have work to do to drive down our absolute emissions.

## City of Adelaide Corporate Greenhouse Gas Emissions Profile 2018–2022



## Priorities for a climate leading capital city council

PRIORITIES	SCALE OF ACTION REQUIRED		INTEGRATED BENEFITS
	Where we are	What is needed	
13 Reduce City of Adelaide's operational carbon emissions 75% from 2020 to 2030, and achieve absolute zero emissions by 2035	49% emissions reduction from 2020 to 2023	75% emission reduction from 2020 by 2030, and absolute zero by 2035	Net Zero City Resilience Nature Thrives Climate Leader
	13 buildings use natural gas	No buildings use natural gas	
	Partial measurement of embodied carbon	Embodied carbon is measured and minimised across all asset renewals and capital works	
	55% landfill diversion rate from City of Adelaide operations <sup>4</sup>	Divert 95% of waste from City of Adelaide activities and events from landfill	
14 Transitioning our corporate fleet to zero emissions	65% of light passenger vehicles are zero emission	100% of light passenger vehicles are zero emission	
	No zero emission utility vehicles and one hybrid truck	Transition over 70 utility vehicles and 20 trucks to zero emission models	
15 Climate change and sustainability are integrated into how we do business	Climate risk is reported through Council's Audit and Risk Committee	Climate resilience and risk are effectively measured and mitigated	
	Ad hoc assets and infrastructure are climate ready	Programmed approach for assets and infrastructure to be climate ready	
	Minimum standards for development on Council owned or operated land	All Council operations are undertaken with minimum sustainability requirements	

### Priority: Reduce City of Adelaide's operational climate emission 75% from 2020 to 2030, and achieve

<sup>4</sup> REMONDIS Australia: Customer reporting for the City of Adelaide July 2023

Image: Selection of City of Adelaide Fleet vehicles – Hyundai IONIQ 5 and an SEA Hino 100% electric truck



## absolute zero emissions by 2035

City of Adelaide has been Climate Active carbon neutral certified since 2020. Our progress towards carbon neutral certification has been a 20-year journey, improving efficiencies and employing smart technology to drive down emissions.

We have measured emissions in a formal corporate inventory since 2016.

### After more than a decade of action, operational emissions have been halved to 12,152 tonnes of CO2-equivalent.

Council operates on a 100% renewable energy contract that removed all electricity emissions and reduced the City of Adelaide's carbon footprint by 52% from 2020 to 2021.

The challenge is to electrify the remaining buildings, vehicles and plant as renewals and replacements are due.

The remaining corporate emissions footprint is comprised of:

- Gas use in buildings (25%)
- Transport choices for fleet and commuting (17%)
- Supply chain purchases, including information technology, catering, waste, building maintenance, asphalt and concrete collectively (57%).

### What has been done

City of Adelaide purchases a mix of Australian and international carbon offsets for its emissions footprint.

We purchase from credible certification schemes as permitted under the Federal Government's Climate Active Program. Nature-based projects that provide co-benefits for biodiversity and communities, and renewable energy projects in developing countries that will hasten the global transition away from fossil fuels, are prioritised.

City of Adelaide is leading a study to investigate how carbon offsets and local benefits can be generated in South Australia, in collaboration with nearly half the councils in the state.

## Priority: Transitioning our corporate fleet to zero emissions

City of Adelaide has made great strides in transitioning its fleet to all-electric with over half of the Council's light passenger fleet converted to electric vehicles.

In 2022, City of Adelaide purchased a 100% electric Hino truck, the first in South Australia. We will continue to monitor the market for new electric vehicles models like utilities and trucks and encourage our contractors and suppliers to explore these options when they become available.

City of Adelaide is a founding member of the South Adelaide Government Electric Vehicle Fleet Pledge Program where we have pledged to integrated electric vehicles into our fleet as cost effective and fit for purpose models become available.

Our targets for completing the transition of our operational vehicles to electric are:

Type	Total vehicles*	Status 2023	Target 2030
Utility passenger	70	0%	75%
Golf carts, shuttles, small sweepers	37	100%	100%
Medium and heavy vehicles	22	4% – pilot	50%
Light passenger vehicles	20	65%	100%
Ride on mowers	18	0%	50%
Horticulture 'gators'	13	54%	100%
Light rigid trucks	15	0%	50%

\*The total count of vehicles changes frequently, due to the renewal schedule.

**Priority: Climate change and sustainability are integrated into how we do business**

Climate change and sustainability are everyone's responsibility at the City of Adelaide and will be integrated into how we do business.

In implementing the Strategy:

- We will maintain transparent reporting of climate change impacts for our organisation and our community.
- We will purchase goods and services that are low carbon, sustainable, and incorporate recycled materials.
- We will consider climate change risk and sustainability in all capital works projects and asset renewals.
- We will plan for climate resilience through our infrastructure and asset management plans and **targets in our** long-term financial plan.

- **We will improve intelligence in asset management and geographic information system services to allow predictive asset management strategies.**
- We will integrate sustainability in our project and asset management frameworks.
- We will provide training and induction in City of Adelaide's climate and sustainability commitments to all new employees.
- We will advocate to our State and Federal Governments and engage with our communities.



# Climate Change Governance

## Delivery and Resourcing

A resource plan and monitoring approach for the Strategy is in development. Key delivery mechanisms include:

### Climate Change Action Initiative Fund

City of Adelaide has an established Climate Change Action Initiative Fund to drive investment in the Strategy. The Fund can be scaled up proportional to Council's priorities as determined through its annual business plan and budget processes.

### Sustainability Incentives Scheme

Partnerships and support to businesses and communities will be through our Sustainability Incentives Scheme which provides rebates for residents, businesses, and not-for-profit groups to make sustainable practices and technology more accessible and affordable.

### Property Strategy

There is opportunity for Council's property portfolio to drive transitional resilience including alternative energy generation and storage networks as Council assets.

### Urban Greening

Over the 2022/23 and 2023/24 financial years Council allocated \$1.7 million to greening to increase tree canopy cover in the City of Adelaide and the Adelaide Park Lands.

### Asset Management & Long-term Financial Plans

Council will progressively review its long-term Asset Management and Financial Plans to capture the costs and required service levels for improved resilience of Council's infrastructure and asset portfolio.

### Audit and Risk Committee

Reporting of climate risk will be through Council's Audit and Risk Committee. Progress towards the Strategy will be reported in Council's Annual Report.

## Climate Disclosure

Responses to climate change are now being assessed by more broadly considering physical risk (the risks posed by a different future climate) and climate change governance.

City of Adelaide has a strong commitment to responding to the challenges posed by climate change and addressing current and emerging physical and traditional risks and climate change governance. This includes prioritising climate change governance actions, public disclosure of risk, incorporating physical and transition risks into Council's risk register, this adaptation roadmap and reviewing liabilities.

We will implement best practice sustainability reporting frameworks to ensure alignment to better practice governance, strategy, risk management and monitoring of metrics and targets applicable to environmental management.

## Partnerships

Engagement with the residents and businesses in the City of Adelaide is critical to becoming net zero carbon and nature positive, because much of the decision-making for change rests with them.

Partnerships are fostered to deliver multiple priority outcomes and catalyse action in the community. Our partnership and engagement approaches are for sharing knowledge; supporting early adoption of great ideas and technology; fostering business growth for climate solutions; and celebrating excellence and leadership. Established partnerships for climate responses and nature protection include:

### **Kaurna Yerta Aboriginal Corporation**

The holders of Native Title for Greater Adelaide who hold traditional knowledge and values in caring for country over tens of thousands of years, with the City of Adelaide at the heart of Kaurna Yerta (Country).

### **Carbon Neutral Adelaide Partners**

A group of more than 220 organisations launched in 2017 and facilitated by Council, who support the goal of a carbon neutral city and actively 'play their part' through sharing knowledge, collaborating and advocacy.

### **Capital City Committee**

An intergovernmental body whose primary function is to enhance and promote the development of the city of Adelaide as the capital city of the state, through projects, engagement, partnerships and investment.

### **Capital City Committee of Lord Mayors**

Operated for over 50 years, the CCCLM represents the interests of the Lord Mayors of Australia's eight capital cities and ACT Chief Minister. In 2019, the CCCLM made a commitment to work together over the long term on climate action and City of Adelaide has a formal role on the climate action working group.

### **Carbon Neutral Cities Alliance**

A collaboration of 22 leading global cities formed in 2015 working to achieve carbon neutrality in the next 10–20 years, representing the most aggressive greenhouse gas reduction targets undertaken anywhere by any city.

### **Resilient East**

A group of eight Councils under a State Government sector agreement who collaborate to tackle climate change impacts and increase adaptation at a regional scale.

### **Green Industries SA**

SA Government department that supports development of the circular economy and fosters the resource recovery and recycling sectors through funding and education.

### **Green Adelaide**

A statutory board established in July 2020 by the Government of South Australia, with a vision to create a cooler, greener, wilder and climate-resilient Adelaide that celebrates our unique culture.

### **Cooperative Research Centres and Universities**

Project partnerships have been established with the Fight Food Waste CRC to tackle food waste in restaurant districts and multi-unit dwellings and the RACE for 2030 CRC to investigate pathways to a net zero Rundle Mall.

### **Community and business groups**

Several other local groups have connections to the Adelaide Park Lands, for example through tree-planting and bush care, business activity, advocacy and recreation. These include residents' associations and precinct groups.

Community and business engagement is a dynamic practice, evolving in line with the increasing sophistication of climate responses. It can include general information campaigns, research collaborations, art and cultural activity, project working groups, seeking advice and fostering cooperation, and more.

# Strategic Alignment

## City of Adelaide

City of Adelaide endorsed a draft Strategic Plan 2024–2028 on 24 October 2024 that sets a vision:

### **Our Adelaide. Bold. Aspirational. Innovative.**

This draft Integrated Climate Strategy delivers the Environment pillar of the Strategic Plan:

### **Our Environment: resilient, protected and sustainable.**

It provides additional detail about how Council will deliver the following outcomes:

- Lead as a Low Carbon Emissions City
- Be a sustainable climate resilient city and embed climate resilience in all that we do.
- Be active in the promotion of the status, attributes and character of our green spaces and the Adelaide Park Lands by protecting and strengthening their integrity and value

City of Adelaide is preparing **City Plan 2036** to support growth in the city and North Adelaide. City Plan includes spatial mapping and digital tool to improve evidenced based decision making.

## State Government

The draft Strategy has been prepared with reference to key strategic documents of the Government of South Australia including:

**South Australian Economic Statement – Smart, Sustainable, Inclusive:** sets the vision of the State Government for South Australia, to be ‘an economy fit for the future, improving the wellbeing of all South Australians’. It contains three missions in response to the challenges South Australian’s face today and will face in the future; to capitalise on the global green transition, be a partner of choice in an insecure world and build South Australia’s talent.

**South Australia’s Electric Vehicle Action Plan:** in 2020, the State Government released the Electric Vehicle Action Plan, which outlines their ambition to bring forward the adoption of EVs and achieve a 50% reduction in State greenhouse gas emissions by 2030 from 2005 levels. The Action Plan includes actions to make EVs the common choice for motorists by 2030, and the default choice by 2035.

**Green Industries SA Strategic Plan 2021–2025:** this strategic plan outlines how South Australia can ensure a sustainable future while maintaining a thriving economy. Green Industries SA’s five strategic priorities will focus on: Circular products and services, Circular consumption, Circular resource recovery, Circular sectors and Circular capacity over the next five years. This strategic plan delivers a circular economy roadmap that aligns with the United Nations’ Sustainable Development Goals.





CITY OF  
ADELAIDE

**City of Adelaide**  
25 Pirie Street  
Adelaide SA 5000

**P 08 8203 7203**

**W [cityofadelaide.com.au](http://cityofadelaide.com.au)**